

STANDARD INSTALLATION PHOTOS

For Water Ionizer & Hot / Cold Water Dispenser



NP9960i
THE LAVISH
한국산



NP9932i
THE PRIME
한국산



W10
THE ABSOLUTE
한국산




W29i
THE HYDROCUBE
לארשיב בצועמ

WATER IONIZER
NP9960i / NP9932i

HOT WATER
DISPENSER W10



HOT/COLD
WATER DISPENSER W29i



Option 1:
Direct Pipe-in Installation

Drill A 20 mm Hole On The Counter
Top For Water Inlet And Outlet Hoses

Drill A 10 mm Hole On The Counter
Top For Water Inlet Hose



Option 2:
Faucet Installation

Water Inlet &
Water Outlet Hoses

Set Up Water Inlet Hose
Via Direct Pipe-in

Water Outlet Hose Connect
To Drainage Pipe

Set Up Water Inlet Hose
Via Direct Pipe-in

